

# PERFORM PRECHECKS ON GAS FORKLIFT

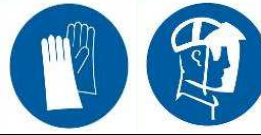
## Prerequisites

Forklift licence is a prerequisite

### PPE when performing task



### PPE when refuelling



### ⚠ Critical hazards

Crush if forklift rolls  
Burns if coolant checked whilst engine is hot  
Freeze burns whilst refuelling

### Controls

Park on level ground  
Do NOT remove radiator cap  
Avoid contact. Wear gloves when refuelling

## Procedure

### 1. Park Forklift


1. Ensure forklift is parked safely on level ground and the park brake is engaged
2. Open out doors
3. Lift seat to access engine and prop it up



*Sample Only*

### 2. Check Level of Engine Oil

1. Pull out dipstick,
2. Wipe with a cloth or paper
3. Re-insert dipstick all the way then pull out again
4. Check if oil between 2 markers on end of stick
5. If insufficient oil, notify Toyota to check for oil leaks
6. Check engine for any visible oil leaks



### 3. Check Coolant Level

1. Check level of coolant in overflow bottle  
⚠ Do NOT remove radiator cap
2. If coolant level below mark, top up with water  
🔔 Note: If water level repeatedly low, notify Toyota to check for leaks
3. Check for any visible water leaks






Approved:

Date:

Document code:

# PERFORM PRECHECKS ON GAS FORKLIFT

<p><b>4. Check Hydraulic System</b></p>	<ol style="list-style-type: none"> <li>1. Ensuring forklift is on level ground check that hydraulic oil is full 🚨 If not full, advise mechanic/Toyota to check for leaks</li> <li>2. Look around hydraulic hoses for any signs of obvious leaks</li> </ol>	
<p><b>4. Check Wheels</b></p>	<ol style="list-style-type: none"> <li>1. Check tyres for damage and wear</li> <li>2. Check all wheel nuts are on and secure</li> </ol>	
<p><b>3. Check Air Precleaner and Radiator Core</b></p>	<ol style="list-style-type: none"> <li>1. Open air cleaner and shake out</li> <li>2. Blow out radiator with compressed air</li> </ol> <p style="color: red; font-size: 2em; opacity: 0.5; transform: rotate(-15deg); position: absolute; top: 50%; left: 50%;">Sample Only</p>	 
<p><b>3. Check Mechanical Condition</b></p>	<ol style="list-style-type: none"> <li>1. Do a walkaround and check for any obvious damage</li> <li>2. Confirm that all guarding and panels are in place</li> </ol>	
<p><b>3. Check Electrical System</b></p>	<ol style="list-style-type: none"> <li>1. With park brake engaged, and gear in neutral, start engine</li> <li>2. Check fuel level and refuel if required following procedure: Refuel Gas Forklift</li> <li>3. Check lights are working and beacon on top is flashing 🚨 Note: If forklift is to be operated in explosive environment, disconnect lights and beacon</li> <li>4. Check indicators are working</li> <li>5. Check horn is working</li> </ol>	